



THE UNIVERSITY OF
CHICAGO

SCHOOL OF SOCIAL SERVICE ADMINISTRATION

DEFINING PROBLEMS. SHAPING SOLUTIONS.

Welcome and Overview of Fostering Futures

Mark E. Courtney
Huiling Feng

ChapinHall at the University of Chicago

Policy research that benefits children, families, and their communities

Purpose of Fostering Futures

- Share selected findings of the CalYOUTH Study
 - Wave 2 Youth Survey
 - Second Child Welfare Worker Survey
- Incorporate perspectives of administrators, professionals, and foster care youth
- Engage in discussion about the implications of findings for practice and policy

Overview of the CaYOUTH Study

Evaluation of the impact of California Fostering Connections to Success Act (AB 12) on outcomes for foster youth

CaYOUTH Study includes:

- Longitudinal study of young people in CA foster care making the transition to adulthood
- Periodic surveys of caseworkers serving young people in CA foster care
- Analysis of government program administrative data

Purpose of the Longitudinal Youth Study

Obtain information about a broad range of life experiences & young adult outcomes

- Foster care placement
- Service utilization & preparation
- Perceptions of extended care
- Education and employment
- Health and development
- Social support
- Delinquency
- Pregnancy and children

CALifornia
YOUTH TRANSITIONS TO ADULTHOOD STUDY

CalYOUTH
Child Welfare Youth Survey
April 2016

TABLE OF CONTENTS

- A. INDIVIDUAL CHARACTERISTICS AND FAMILY BACKGROUND
- B. HOUSEHOLD AND CURRENT LIVING ARRANGEMENT
- C. EXPERIENCES IN CARE
- D. PERSPECTIVES ON FOSTER CARE IN CALIFORNIA
- E. EDUCATION
- F. EMPLOYMENT, INCOME AND ASSETS
- G. ECONOMIC HARDSHIP, FOOD INSECURITY, AND PUBLIC PROGRAM PARTICIPATION
- H. PHYSICAL HEALTH AND MENTAL HEALTH
- I. LIFE SKILLS: YOUTH'S PREPAREDNESS AND RECEIPT OF SERVICES
- J. COMMUNITY CONNECTIONS AND SOCIAL SUPPORT
- K. SEXUALITY, STDs, AND PREGNANCY
- L. CHILDREN AND PARENTING
- M. MARRIAGE AND ROMANTIC RELATIONSHIPS
- N. PAST MALTREATMENT
- O. CRIME AND CRIMINAL JUSTICE SYSTEM INVOLVEMENT

Youth Surveys: Data Collection and Response Rate

- **Wave 1 Survey Period (age 17)**
 - April 2013 to October 2013
 - 51 counties included in final sample
 - Youth eligible for study $n = 763$
 - Completed interviews $n = 727$ (response rate = 95.3%)

- **Wave 2 Survey Period (age 19)**
 - March 2015 to December 2015
 - Youth eligible for study $n = 724$
 - Completed interviews $n = 611$ (response rate = 84.1%)

Purpose of Child Welfare Worker Study

Obtain perceptions of service delivery context

- County level availability of and need for services

- Coordination of services with other service systems

- Attitudes of caseworker, county court personnel, and youth toward extended care

California
YOUTH TRANSITIONS TO ADULTHOOD STUDY

CalYOUTH
Child Welfare Worker Survey
April 2016

TABLE OF CONTENTS

- A. Caseworker Characteristics
- B. Youth's Demographic Characteristics
- C. Caseworker's Contact with the Youth
- D. Youth's Education and Employment
- E. Youth's Living Arrangements
- F. Youth's Health, Mental Health, and Pregnancy/Parental Status
- G. Youth's Preparedness and Need for Services in Various Life Areas
- H. Youth's Motivation to Remain in Care Past Age 18
- I. Availability and Helpfulness of Trainings and Services
- J. Satisfaction with Collaboration with Other Systems
- K. Supportiveness of Court Personnel
- L. Attitudes toward Extended Foster Care
- M. Views of Challenges to Effective Implementation of Extended Foster Care
- N. Views of Non-Minor Dependents

Caseworker Surveys: Data Collection and Response Rate

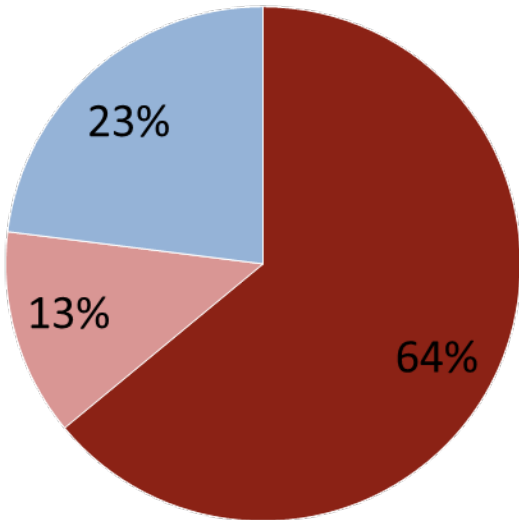
- **First Caseworker Survey**
 - Sample of caseworkers across the state serving older foster care youth
- **Second Caseworker Survey**
 - Caseworkers serving young people in the longitudinal Youth Survey who were still in care as of June 1, 2015
 - Survey Period: July 2015 to October 2015
 - **Part A:** questions about service context in their county
 - 295/306 of eligible caseworkers completed surveys (96.4%)
 - **Part B:** questions about specific youth on their caseload
 - 493/516 surveys completed about youth on their caseloads (95.5%)

Demographic Characteristics ($n=611$)

	n	% (weighted)
Gender		
Female	367	60.0
Age		
19 years old	599	97.9
20 years old	12	2.1
Hispanic	272	47.4
Race		
White	193	27.8
African American	108	24.0
Asian/Pacific Islander	20	3.1
American Indian/Alaskan Native	23	4.1
Mixed race	240	41.1
Language spoken at home		
English	567	91.1
Spanish	41	8.6
Other	2	0.2

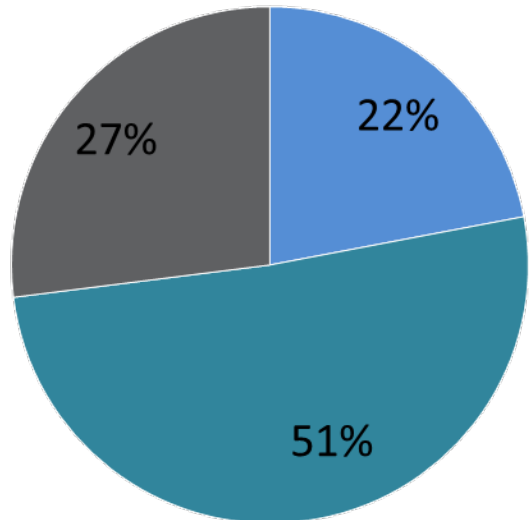
Current Foster Care Status

Care Status at Wave 2 (*n*=611)



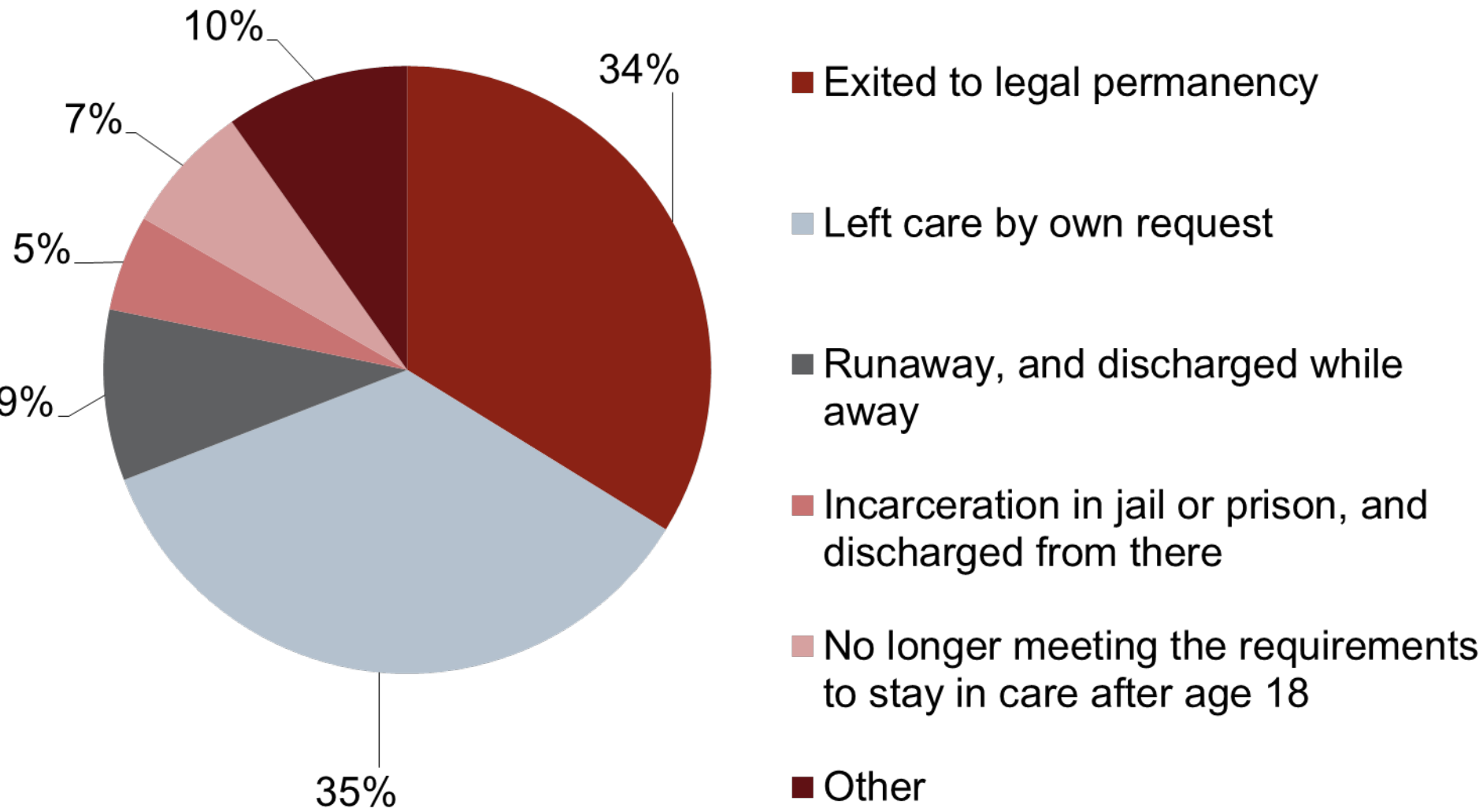
- In care (never left since Wave 1)
- In care (exited and reentered after Wave 1)
- Not in care

Age at Discharge (*n*=134)



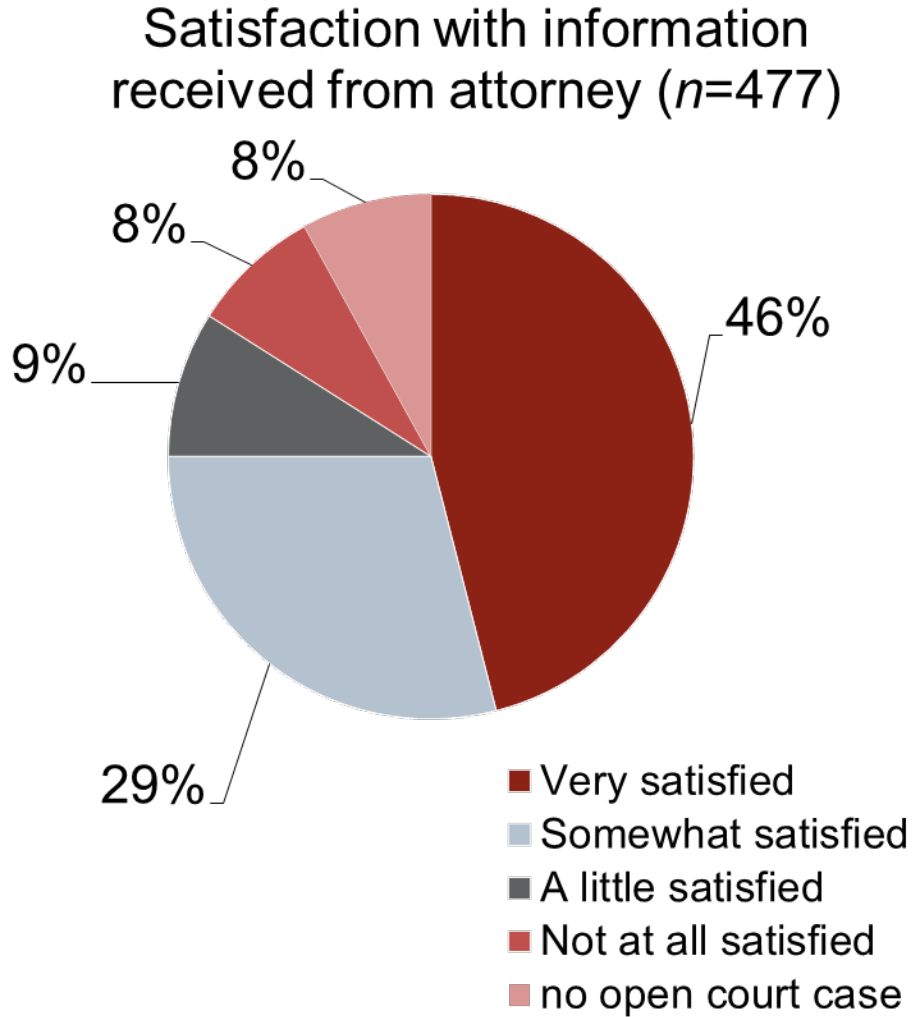
- 17 or younger
- 18
- 19

How Youth Left Care(*n*=134)



Experience with Foster Care Professionals

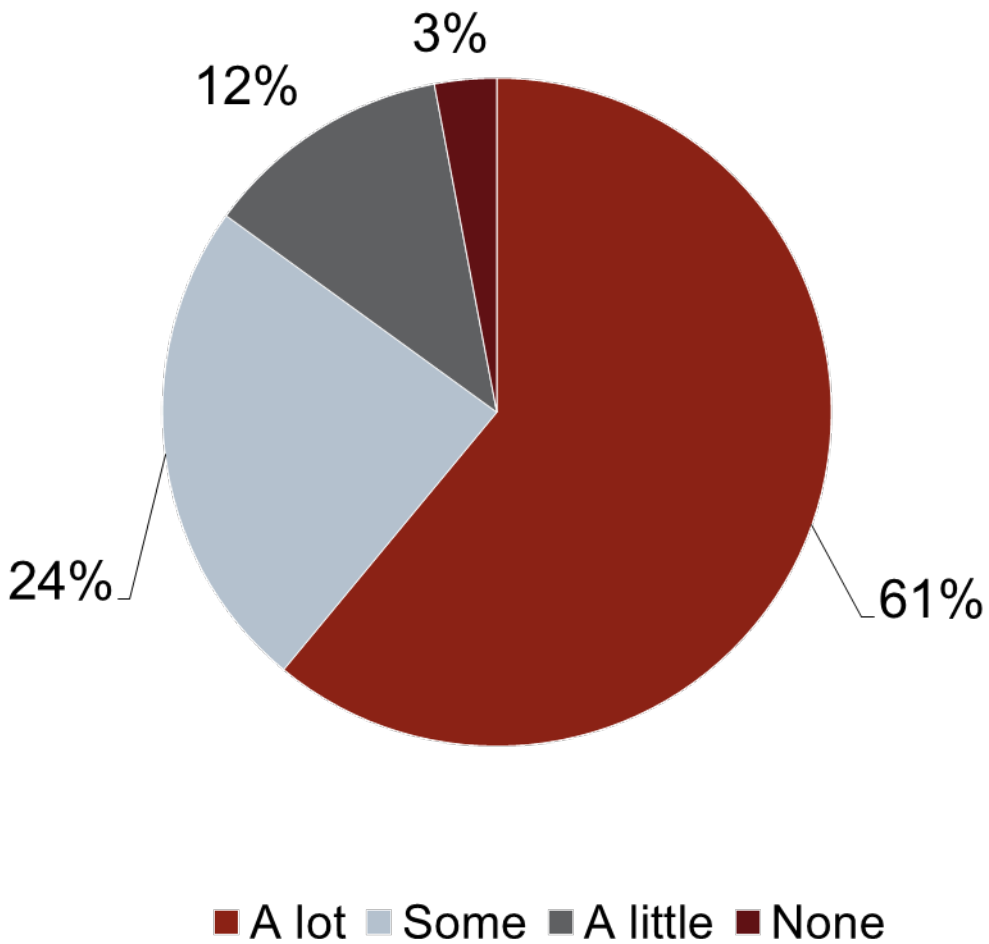
- About 32% of youth met with social worker less than once a month.
- On average, youth had 14 phone calls with social worker per year.
- On average, youth had 2 face-to-face visits or phone calls with attorney per year.



Court Proceedings about Extended Foster Care

- About 76% youth were ever asked to attend court proceedings about extended foster care
- About 58% youth ever attended court proceedings about extended foster care
- About 87% youth reported judge addressed respondent directly

Felt included in courtroom discussion (n=272)



Optimism about Future($n=611$)

